

ZIPBOLT™

NEW

1, 2, 3 ...step and repeat!

NEW ZIPBOLT Bench Top Connector

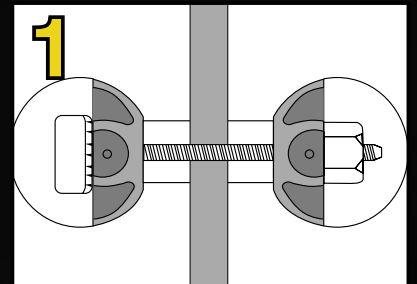
- Tighten ZIPBOLT with cordless drill for quick n' easy installation
- Easy 1, 2, 3 Steps saves you time and money; less labour cost.
- ZIPTOOL is made from hardened tool steel for long life.
- ZIPBOLT can be hand tightened with ZIPTOOL with a hexhead screwdriver
- ZIPBOLT can also be spanner / wrench tightened

Patent Pending

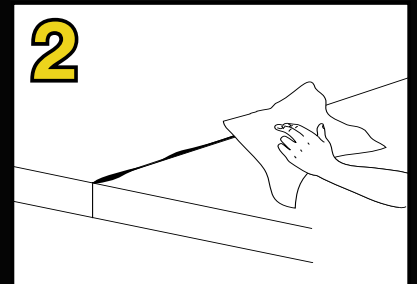
NO MORE BACK PAINS! QUICK N' EASY!



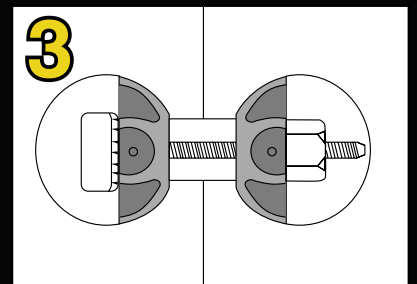
INNOVATIVE DESIGN! SAVE TIME!



Insert ZIPTOOL into ZIPBOLT. Raise ZIPBOLT into position. Use drill with ZIPTOOL on minimum torque until tops are close together. **IMPORTANT: TORQUE SETTING MUST BE USED**



Adjust separate tops to correct height level and wipe excess joint sealer residue.



Tighten again, adjust top and wipe residue. Finally use a higher torque to lock ZIPBOLT into place. Wipe joint sealer residue that may remain.

ZIPBOLT™

MINI DRIVER



MARK II DRIVER



KD - MINI

Mini driver required

Min. depth: 12.7mm



	Length	(mm)
ØA	1"	25
B	2,7/32"	56.5
C	15/64"	6
D	15/32"	12
E	13/64"	5
F	5/32"	4
G	2"	50
ØH	5/16"	8

KD - MIDI

Mark II driver required

Min. depth: 20mm



	Length	(mm)
ØA	1,3/8"	35
B	2,21/32"	67.5
C	25/64"	10
D	25/32"	20
E	5/16"	8
F	15/64"	6
G	2,23/64"	60
ØH	25/64"	10

KD - MAXI

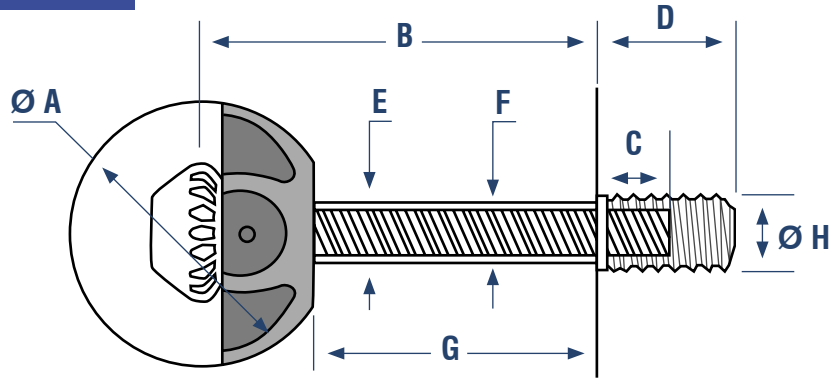
Mark II driver required

Min. depth: 20mm



	Length	(mm)
ØA	1,3/8"	35
B	3,1/8"	79.5
C	7/16"	11
D	1,3/16"	30
E	25/64"	10
F	5/16"	8
G	2,7/8"	73
ØH	15/32"	12

INSTALLATION SPECIFICATION



ZIPBOLT - 6,19/64" & 6,11/16"

(160mm & 170mm)

Mark II driver required

Min. depth: 20mm



	Length	(160mm)	Length	(170mm)
ØA	1,3/8"	35	1,3/8"	35
B	2,19/34" - 2,53/64"	66-72	2,53/64" - 3,5/64"	72-78
C	2,19/34" - 2,53/64"	66-72	2,53/64" - 3,5/64"	72-78
D	25/64"	10	25/64"	10
E	15/64"	6	15/64"	6

ZIPBOLT - 3,11/32"

(95mm)

Mark II driver required

Min. depth: 20mm



	Length	(mm)
ØA	1,3/8"	35
B	1,3/16" - 1,27/64"	30-36
C	1,3/16" - 1,27/64"	30-36
D	25/64"	10
E	15/64"	6

ZIPBOLT - MINI

Mini driver required

Min. depth: 12.7mm



	Length	(mm)
ØA	1"	25
B	29/32" - 1,3/32"	23-28
C	29/32" - 1,3/32"	23-28
D	N/A	N/A
E	5/32"	4

INSTALLATION SPECIFICATION

