



Folding flap fitting

**FB-2-D**

Extremely smooth movement

Suitable for handleless  
kitchens

Integrated adjustable  
damped closing action

**NEW**



# Top performance for flap fittings

Comfort and strength are top priorities of the FB-2-D.



IT GOES WITHOUT SAYING THAT THE FB-2-D FLAP FITTING MOVES DOORS SMOOTHLY AND SAFELY. BUT THIS EXTREMELY STRONG FITTING REALLY COMES INTO ITS OWN ON HANDLELESS CUPBOARD FRONTS.

When a folding flap is opened, the power-assisted function guarantees smooth movement and holds both flaps securely in any position. The opening angle of up to 90° can be selected and set individually by the user with a stopper function. Even heavy flaps made of MDF or glass can be closed extremely gently and silently with the FB-2-D, thanks to its integrated, adjustable damping

mechanism. A special connecting hinge with direct joint adjustment controls the synchronous movement of the two flaps arranged one above the other. In addition an integrated finger protection guarantees safe closing for tall or little kitchen users.

The design of the FB-2-D, including its attractively shaped cover cap available in different colours, is coordinated to match all other models in the product family, and blends elegantly into all modern interiors.

## YOUR PRODUCT BENEFITS AT A GLANCE:

- For use with two cupboard shelves with a cabinet height of 65 cm or more and with the shelves evenly spaced
- Extremely smooth movement
- Also suitable for use in handleless cabinets
- Even heavy flaps easy to open and close thanks to spring power assisted opening function and integrated, adjustable closing action
- Holds flap securely in any position
- Opening limiter adjustable to up to 90°
- Designed for different cabinet fronts
- Wide range of application for extremely diverse cabinet materials and flap weights, e.g. wood, glass, MDF with narrow or wide aluminium or wood frames
- Simple flap installation without tools and extremely easy adjustment of entire flap element
- Pre-fitted Euro screws for fastening the fitting on the sidewall



# Application range

## Flap weights

From 3.8 to 19.2 kg

## Suitable for a wide range of flaps.

Can be used for all flap combinations with:

Widths: 400 - 1200 mm

Heights: 2 x 260 - 2 x 400 mm



## FITTING USED ON ONE SIDE

For cabinet dimensions up to 600 mm in width, the fitting can be used on one side. In this case, the specified possible flap weights in the following table "Fittings used in pairs" must be halved.

## FITTINGS USED IN PAIRS

For cabinet dimensions over 600 mm in width, the fitting must be used in pairs.

Cabinet height in mm	Guide level type	Flap weight including handle <sup>°</sup> in kg		
		Spring B	Spring C	Spring D
520 – 559	2	4,6 – 13,8*	–	–
560 – 599	3	4,4 – 12,6	7,0 – 14,7*	–
600 – 649	4	4,1 – 12,1	6,8 – 15,8*	–
650 – 699	5	3,8 – 11,4	6,7 – 16,9*	–
700 – 749	6	–	6,5 – 16,4	10,0 – 18,0
750 – 800	7	–	6,0 – 15,6	8,6 – 19,2

\* This value corresponds to the maximum flap weight with a 1200 mm cabinet width and bar handle in 22 mm thick MDF material (0.85 kg/dm<sup>3</sup>).

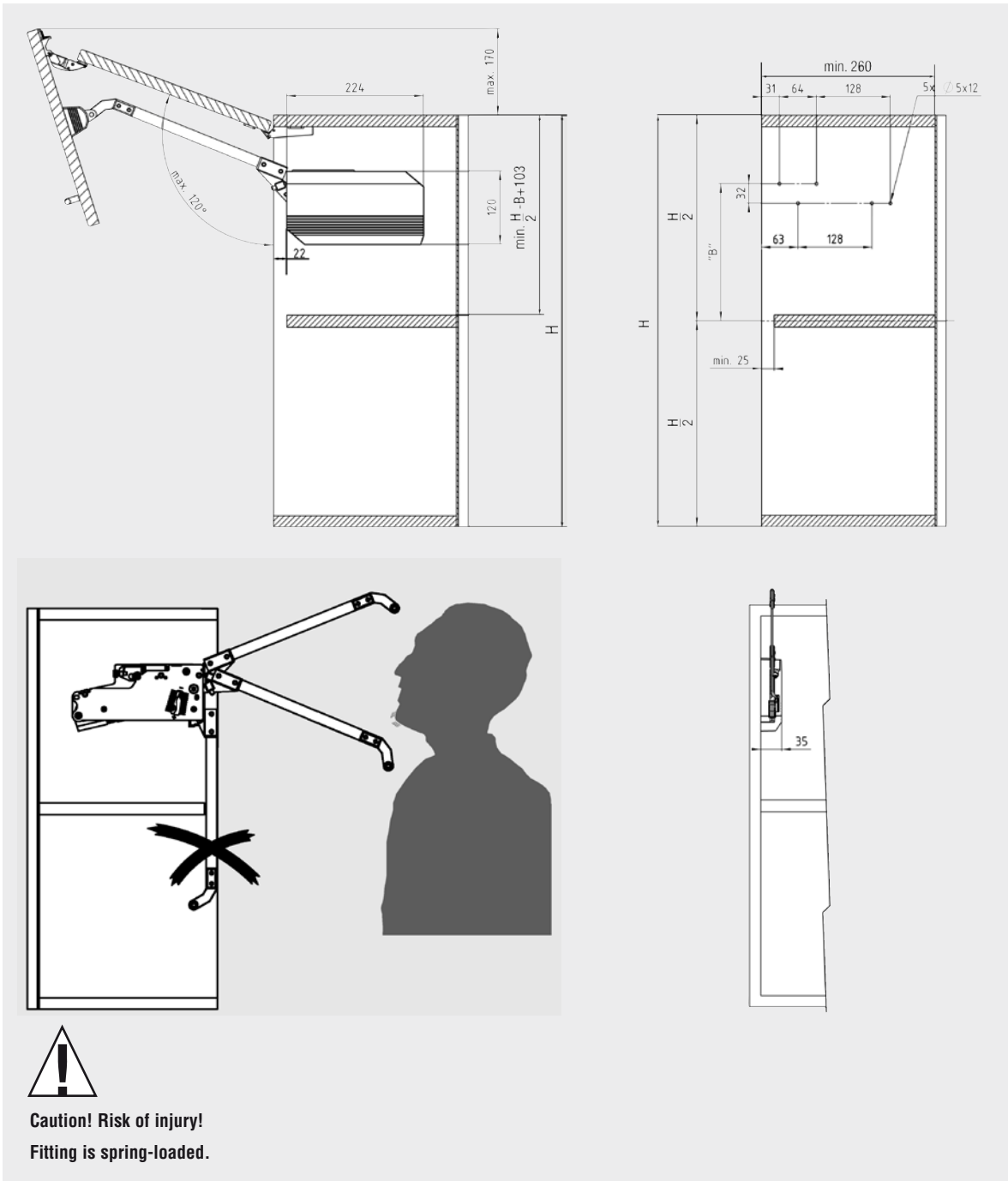
<sup>°</sup> Bar handles must be calculated with 0,1 kg per 100 mm handle width when calculating the flap weight.

Other weights are possible. When using higher weights, please consult the manufacturer.

We recommend performing a trial mounting before series application.

# Mounting and installation information

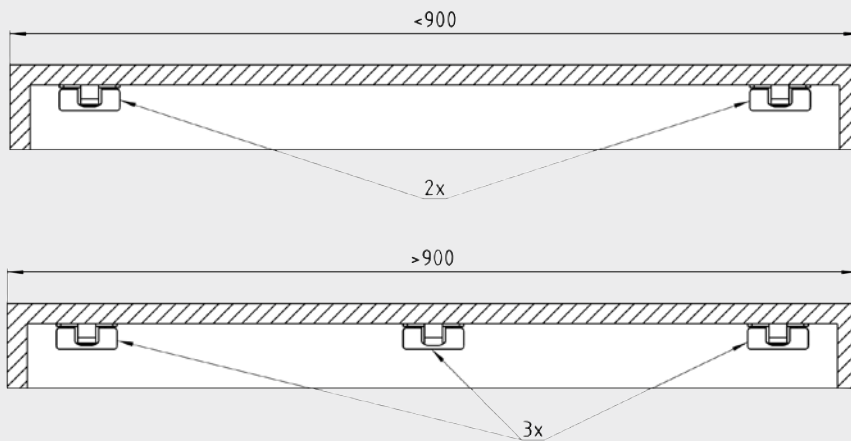
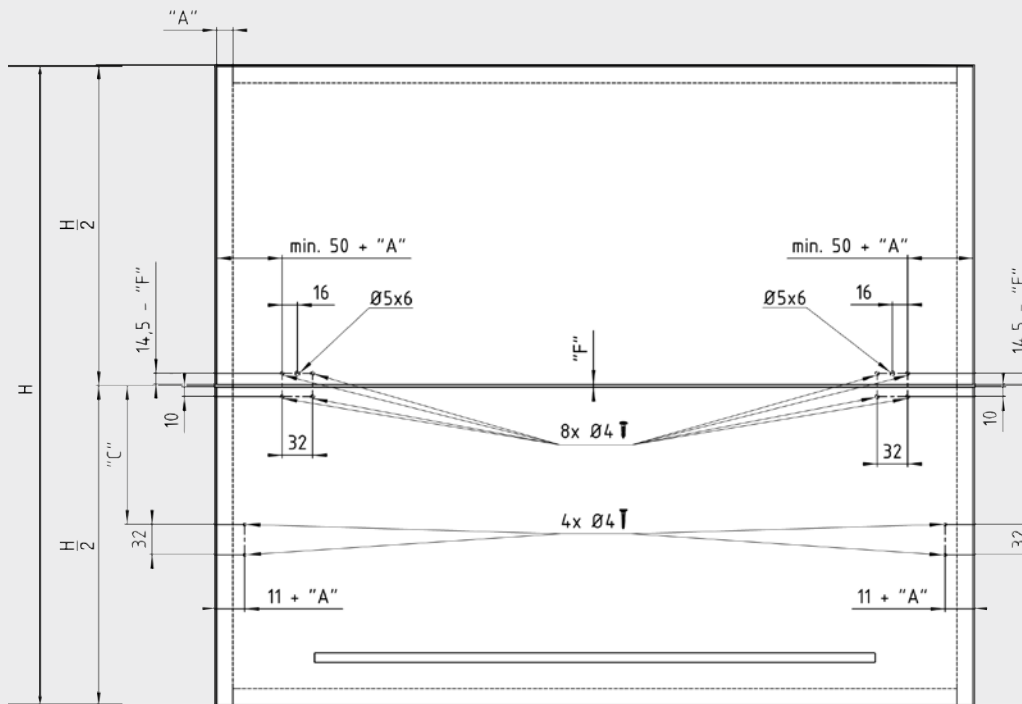
LEFT-HAND CABINET SIDE (RIGHT-HAND CABINET SIDE MIRROR IMAGE)



H	FB2D	"B"
520-529	2	173
530-539	2	158
540-549	2	143
550-559	2	128
560-569	3	183
570-579	3	168
580-589	3	153
590-599	3	138
600-609	4	208
610-619	4	198
620-629	4	178
630-639	4	168
640-649	4	158
650-699	5	225
700-749	6	235
750-800	7	250

For detailed dimensions and installation instructions, please see our mounting and adjusting instructions.

# Wooden flaps/frame flaps (at least 45 mm wide)



The drilling measurements must be precisely adhered to!

H	FB2D	"C"
520-529	2	133
530-539	2	148
540-549	2	163
550-559	2	178
560-569	3	145
570-579	3	160
580-589	3	175
590-599	3	190
600-609	4	138
610-619	4	148
620-629	4	168
630-639	4	178
640-649	4	188
650-699	5	146
700-749	6	156
750-800	7	166

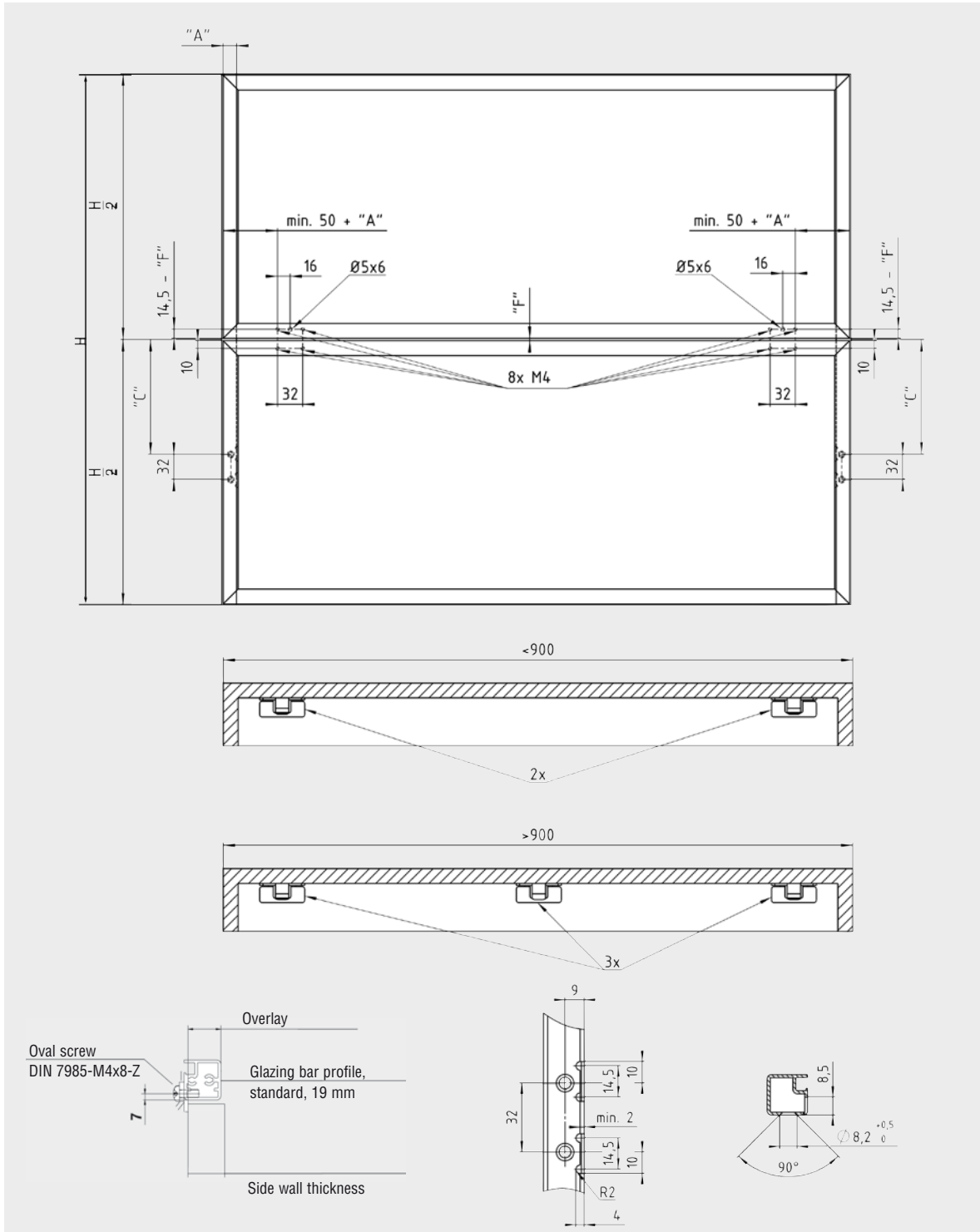
Key:

= Cabinet carcass

\*Joint can be between 2 and 5 mm in size

For detailed dimensions and installation instructions, please see our mounting and adjusting instructions.

# Flaps with standard aluminium profiles (19 mm)



The drilling measurements must be precisely adhered to!

Key:

 = Cabinet carcass

\*Joint can be between 2 and 5 mm in size

<sup>1</sup> For other aluminium profiles, please consult the manufacturer.

For detailed dimensions and installation instructions, please see our mounting and adjusting instructions.

H	FB2D	"C"
520-529	2	133
530-539	2	148
540-549	2	163
550-559	2	178
560-569	3	145
570-579	3	160
580-589	3	175
590-599	3	190
600-609	4	138
610-619	4	148
620-629	4	168
630-639	4	178
640-649	4	188
650-699	5	146
700-749	6	156
750-800	7	166

# Order information

THE FB-2-D IS AVAILABLE BOTH IN INDUSTRIAL PACKAGING AND IN SPECIALLY DESIGNED TRADE PACKAGING.

**PACKAGING UNIT:**

> **Trade packaging**

**1 carton containing:**

- 1 right-hand fitting
- 1 left-hand fitting,
- 2 fixing brackets for wood, incl. cover cap
- 1 right-hand cover cap, grey RAL 7040,
- 1 left-hand cover cap, grey RAL 7040
- 2 connecting hinges
- 1 set of mounting instruction

**FOLDING FLAP FITTING FB-2-D TRADE PACKAGING**

Guide lever type	Spring	Cover cap	Order number
Type 2	B	grey RAL 7040	D287.600.71.25
Type 3	B	grey RAL 7040	D287.601.21.25
Type 3	C	grey RAL 7040	D287.601.31.25
Type 4	B	grey RAL 7040	D287.601.71.25
Type 4	C	grey RAL 7040	D287.601.81.25
Type 5	B	grey RAL 7040	D287.602.21.25
Type 5	C	grey RAL 7040	D287.602.31.25
Type 6	C	grey RAL 7040	D287.602.81.25
Type 6	D	grey RAL 7040	D287.603.01.25
Type 7	C	grey RAL 7040	D287.603.31.25
Type 7	D	grey RAL 7040	D287.603.51.25

**PACKAGING UNIT:**

> **Trade packaging**

- 2 aluminium frame adapters
- 4 fastening screws
- 1 set of mounting instruction

**ALUMINIUM FRAME ADAPTER FB-2-D TRADE PACKAGING**

Designation	Packaging Unit	Order number
Aluminium frame adapter for narrow aluminium frame (19 mm)	2	D287.901.30.00



# Order information

**PACKAGING UNIT:**

> **Industrial packaging**

**1 carton containing:**

- 10 right-hand fittings,
- 10 left-hand fittings
- 1 set of mounting instruction
- 10 sets of adjusting instruction

**FOLDING FLAP FITTING FB-2-D INDUSTRIAL PACKAGING**

Designation	Guide lever type	Spring	Order number
Folding flap fitting, left	Type 2	B	D287.701.31.25
Folding flap fitting, right	Type 2	B	D287.701.41.25
Folding flap fitting, left	Type 3	B	D287.702.31.25
Folding flap fitting, right	Type 3	B	D287.702.41.25
Folding flap fitting, left	Type 3	C	D287.702.51.25
Folding flap fitting, right	Type 3	C	D287.702.61.25
Folding flap fitting, left	Type 4	B	D287.703.31.25
Folding flap fitting, right	Type 4	B	D287.703.41.25
Folding flap fitting, left	Type 4	C	D287.703.51.25
Folding flap fitting, right	Type 4	C	D287.703.61.25
Folding flap fitting, left	Type 5	B	D287.704.31.25
Folding flap fitting, right	Type 5	B	D287.704.41.25
Folding flap fitting, left	Type 5	C	D287.704.51.25
Folding flap fitting, right	Type 5	C	D287.704.61.25
Folding flap fitting, left	Type 6	C	D287.705.51.25
Folding flap fitting, right	Type 6	C	D287.705.61.25
Folding flap fitting, left	Type 6	D	D287.705.91.25
Folding flap fitting, right	Type 6	D	D287.706.01.25
Folding flap fitting, left	Type 7	C	D287.706.51.25
Folding flap fitting, right	Type 7	C	D287.706.61.25
Folding flap fitting, left	Type 7	D	D287.706.91.25
Folding flap fitting, right	Type 7	D	D287.707.01.25

**PACKAGING UNIT:**

> **Industrial packaging**

**1 carton containing:**

- 20 connecting hinges

**CONNECTING HINGES FB-2-D INDUSTRIAL PACKAGING**

Designation	Surface/colour	Order number
20 connecting hinges per carton	Nickel plated	D285.902.51.25

**PACKAGING UNIT:**

> **Industrial packaging**

**1 carton containing:**

- 10 right-hand cover caps
- 10 left-hand cover caps

**COVER CAPS FB-2-D INDUSTRIAL PACKAGING**

Designation	Surface/colour	Order number
Cover cap, left	grey RAL 7040	D287.900.19.07
Cover cap, right	grey RAL 7040	D287.900.29.07
Cover cap, left	white	D287.900.19.02
Cover cap, right	white	D287.900.29.02
Cover cap, left	aluminium RAL 9006	D287.900.19.97
Cover cap, right	aluminium RAL 9006	D287.900.29.97

*Other colours on request*

**PACKAGING UNIT:**

> **Industrial packaging**

**1 carton containing:**

- 10 fixing brackets right-hand/left-hand incl. cover caps grey RAL 7040
- 20 fastening screws for aluminium frame

**FIXING BRACKETS FB-2-D INDUSTRIAL PACKAGING**

Designation	Packaging Unit	Order number
Fixing bracket, standard, left/right	10	D287.901.10.00
Fixing bracket with aluminium frame adapter, left/right	10	D287.901.40.00

